

EPSON[®]
EXCEED YOUR VISION

WORKFORCE[®]
ENTERPRISE

**A3 COLOR MULTIFUNCTION
NETWORK PRINTER**



When you think of Epson, what do you think?

Epson is a leading provider of innovative technology solutions that help businesses succeed. In fact, you'll find our projectors, scanners and printers — and even robots — hard at work in companies all over the globe.

Here are just a few facts about Epson you may find surprising.

- 1 A legacy of innovation:** Seiko Epson Corporation holds 1,620 U.S. patents (50,000 patents globally) in imaging and printing technology.
- 2 Market leadership:** Epson is the #1 provider of point-of-sale printers, worldwide. But, our leadership doesn't stop there. We also offer the best-selling projectors in the world.
- 3 Global presence:** Epson has 23 manufacturing locations around the world, providing the infrastructure needed to reach a global marketplace.
- 4 Extensive expertise:** Over 1,000 engineers are continually pioneering groundbreaking Epson® technology.
- 5 Great accountability:** Epson provides a single source for your business technology needs. And, we give you added peace of mind with world-class service and support.



Shown with optional accessories.

Introducing the **NEW WorkForce Enterprise WF-C20590.** The head of its class, by far.

WF-C20590

Productivity that puts you ahead of the game

- > **Breakthrough print speed** — 100 ISO ppm[†], the fastest in its class¹
- > **Expedite your workflow** — 5,350-page maximum paper capacity² for high-volume printing
- > **Work smarter** — dual-head, single-pass scanner simultaneously scans both sides of 2-sided documents at up to 110 ipm³
- > **Optional professional finisher** — the perfect solution for stacking, stapling and more

Quality without compromise

- > **Professional-quality output** — advanced PrecisionCore[®] Line Head Technology delivers impressive charts, presentations and more
- > **Maximum impact, minimal costs** — high-resolution output from a cost-effective network MFP

So easy, it practically runs itself

- > **Do more, with an intuitive user interface** — scan to email or the cloud⁴, all from a user-friendly 9" touchscreen
- > **Print from wherever business takes you** — features Epson Connect[™] solutions, offering a full suite of mobile printing capabilities⁵

Affordable operation — that's the bottom line

- > **Conserve energy** — up to 50 percent lower power consumption than color lasers¹
- > **Works with 110 V panels** — electrical retrofitting not required
- > **Manage your printer fleet and keep costs in check** — compatible with third-party software solutions for managing usage limitations, user authentication and more

A smarter approach to **productivity.**

What if your business printer could deliver speeds up to 100 ISO ppm[†], while still maintaining professional-quality output? What if it came from a department MFP designed to deliver everything that large workgroups need, with minimal hassle — because any downtime equals lost productivity.

Well, “what if” is now “what is!”

There’s fast — and then there’s **Epson WorkForce Enterprise fast**

Touting the fastest print speed in its class[†], the WF-C20590 powers through any task — for record-breaking turnaround times. Walk up and print. There’s no need to wait for a long warmup sequence. And, you can even print 2-sided, with duplex print speeds that exceed many competitors’ simplex print speeds.



Duplex



Simplex

A simple print mechanism ensures ultra fast throughput, for remarkable turnaround times.

Epson brings the high-performance technology of our industrial-level presses to the business printer market. The result: a true paradigm shift for large workgroups and the way their business moves.



1 High-capacity cartridges, engineered for high-speed printing, yield up to 50,000 pages each*

SPEED

Engineered for efficiency



High-volume printing for hard-working groups

The WF-C20590 moves at the speed of business with features built for high-volume print jobs, including a maximum paper capacity of 5,350² pages. There's no need for special "inkjet" paper; just load the trays and go. The printer comes standard with four paper cassettes, and can accommodate an optional high-capacity input tray (sold separately). And, it features the versatility that large workgroups need — print on envelopes or 13" x 19" paper via the multipurpose tray.



2 Intuitive 9" touchscreen for easy navigation — scan to email, the cloud⁴ and more




3 A full suite of mobile printing capabilities⁵ to print from wherever business takes you



4 Dual-head, single-pass scanner simultaneously scans both sides of 2-sided documents at up to 110 ipm³

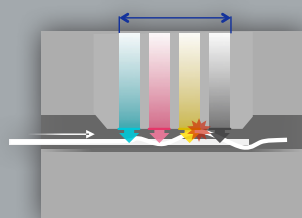
Inkjet vs. laser: Advantage inkjet.

Built with innovative PrecisionCore Line Head Technology, the WF-C20590 delivers consistent color, from print to print and year to year — for the life of the product. Nozzle Verification Technology helps to maintain print quality between cleaning cycles. And, unlike laser printers, there's no heat or direct paper contact involved in the printing process, which could degrade image quality.



Consistent color, print to print

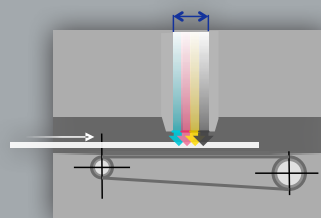
Inkjet printers avoid issues related to color degradation, since they do not use heat or pressure in the printing process.



Competitor

Roller delivery method

Paper is not held securely in place, which could result in defects




Epson Business Inkjet

Electrostatic transport belt

Paper held securely in place for more accurate print quality

Advanced paper path design

With its simple paper path and innovative design, the WF-C20590 offers remarkable reliability for high-speed print jobs.

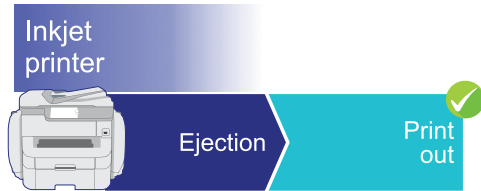


Nozzle Verification Technology

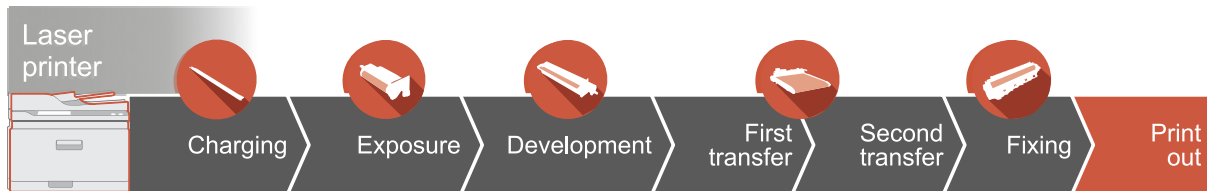
The printhead's advanced built-in sensing technology monitors nozzle health and automatically detects and adjusts printhead performance.

QUALITY

A simple design with fewer moving parts, plus PrecisionCore Line Head Technology, means fewer steps involved in the printing process.



Simple, cool,
contactless technology



Complex technology using heat and pressure

DURABrite® Pro Ink


- Engineered for affordable, high-volume printing
- Formulated for higher-speed printing
- Sharp text and brighter colors for professional-quality results
- Fast-drying pigment ink for worry-free handling



PrecisionCore Line Head Technology

PrecisionCore is the next generation of inkjet printing technology, delivering fast printing with superior-quality results.

At the core of this proprietary technology is the PrecisionCore MicroTFP print chip, a digital chip that produces dots at the micron level — 1/100th the size of a human hair. It's this extraordinary focus on accuracy and detail that enables PrecisionCore to deliver outstanding image quality, whatever the task at hand.



With **PrecisionCore Line Head Technology**, only the paper moves — not the printhead, so you get more consistent color from print to print.





Print fearlessly, with fewer interruptions and lower running costs.

When considering total cost of operation for any business printer, one should consider factors over and above the costs related to power and supplies – costs such as replacement components or service and support.

The WF-C20590 features a simple design with fewer moving parts than color lasers, resulting in less time and effort, and fewer components required for standard maintenance. Plus, with no heat involved in the printing process, the WF-C20590 consumes less power than color lasers, resulting in more efficient operation.

For 1 million pages:
32 components with laser technology vs.
0 with an Epson business inkjet



vs



Epson WF-C20590

Reduce waste and **interventions** with an Epson business inkjet

EASE OF USE

Easy, hassle-free operation

The WF-C20590 makes it easy for large workgroups to print, copy, scan to email and more. When it comes to replacing the ink, there are no messy toner cartridges to deal with and no waiting for parts to cool. And, a simple paper path means less hassle.

This intuitive 9" interface makes it easy to do more — print, copy, scan — with just a touch



Easy access to the printer's five cartridges makes ink cartridge replacement fast and hassle-free. And, there are no messy toner cartridges to deal with



High-capacity cartridges for fewer interruptions

Robust security support for added peace of mind.

Because the WF-C20590 delivers a host of data encryption features and does not include a permanent storage device, it's ideal for implementing corporate security measures.



Avoid information leaks — restrict printer privileges for up to 10 users per printer, by department or assignment



Protect confidential documents — PIN certification for job release



LDAP support — leverage existing company directory services



Secure device communications — supports common security protocols including IEEE 802.1x, IPsec and SSL/TLS for email or cloud access



Limit access by unauthorized PCs — restrict user access by filtering IP addresses and/or ports



IPv6 support — future-proof network compatibility and security



The WF-C20590 is compatible with third-party software solutions for managing usage limitations, user authentication and more.



PEACE OF MIND

Connectivity that large workgroups demand

The WF-C20590 makes it easy to print from wherever business takes you, giving you more flexibility, regardless of location.

The freedom to print from the office or on the road

Easily connect your printer to the wireless network — 802.11n is supported⁶. With Epson Connect solutions, the printer works seamlessly with tablets, smartphones and other mobile devices⁵. It's the ideal choice, because business can happen virtually anywhere — from the boardroom to the tarmac.

Wired networking

Built-in Ethernet makes sharing the printer on your network quick and easy.



Streamlined configuration and **management** for your printer fleet.

Remotely configure or change device settings for up to 2,000 Epson networked printers and multifunction printers with Epson Device Admin, a powerful and intuitive print management solution that simplifies the installation, configuration and management of your networked printer fleet.



Epson Device Admin

Easy installation and **maintenance**

Ease the burden of IT administrators with fast, easy installation and maintenance.

- **Powerful utility software** — remotely set up and adjust settings for multiple printers
- **Advanced device configuration and monitoring** — Embedded Web Server (EWS)
- **Extensive drivers and utilities** — Windows®, Mac®, Universal driver; PCL7, PostScript®, scanner utilities, remote printing drivers and others



Keep costs in check with **convenient print management solutions**

Compatible with third-party web-based applications such as PaperCut MF and other workflows, the WorkForce Enterprise WF-C20590 makes it easy to manage your printer fleet and protect information with usage limitations and user authentication features. **Supported applications include:**

PaperCut **MF**

NDDigital
Technologies

drive
let . work . flow

Designed to work seamlessly in existing environments, the printer is also SAP® compatible.

CONSERVE

Cut costs with low power consumption

Because there's no heat involved in the printing process, the WF-C20590 consumes up to 50 percent less power than color lasers¹, which in turn reduces running costs.

Electrical retrofitting **not required**

The WF-C20590 can be placed anywhere in the office — there are no special electrical requirements, such as a 220 V panel.



Better Products for a Better Future™

eco.epson.com

Epson WorkForce Enterprise WF-C20590 MFP

Standard features

- 1 Security features
- 2 Fax
- 3 Wireless capabilities
- 4 PCL7 and PostScript
- 5 2,350-page paper capacity; four cassettes plus one multipurpose tray



Optional accessories



- 6 Professional finisher with bridge unit
the perfect solution for stacking, stapling, collating and more

- 7 Cassette lock
secures paper tray for added peace of mind



- 8 High-capacity input tray
to accommodate up to 3,000 additional pages for a total of 5,350 pages

Epson WorkForce Enterprise WF-C20590 MFP Specifications

PRINT		PAPER HANDLING	
Printing Technology	PrecisionCore 4-color (CMYK) drop-on-demand line head inkjet technology	Maximum Paper Size	Standard cassette up to 11" x 17" Multipurpose tray 13" x 47.2"
Maximum Print Resolution	600 x 2400 dpi	Paper Types	Plain Paper, Ultra Premium Presentation Paper Matte, Premium Presentation Paper Matte, Presentation Paper Matte, envelopes and card stock up to 350 g/m2 or 92 lb
Print Speed¹	100 ISO ppm (black/color)	Number of Paper Trays	4 standard cassette trays and 1 multipurpose tray; optional high-capacity input
Print Features	Simplex, Duplex, Collating, Rotate-sort, Mixed Paper Sizes, Secure Printing, Watermark, Poster Printing	Input Paper Capacity	2,350 sheets (550 x 4 standard trays, 150 x 1 multipurpose tray); optional high-capacity input: 3,000 sheets
MOBILE PRINTING AND SCANNING		Supported Paper Weights	Standard cassette trays: up to 160 g/m2 or 42 lb Multipurpose tray: up to 350 g/m2 or 92 lb
Epson Connect Solutions⁵	Epson Email Print, Epson Remote Print, Epson iPrint™ App (iOS®, Android™), Epson Print and Scan App (Windows), Creative Print App (iOS, Android)	GENERAL	
Other	Google Cloud Print™, Android printing, Fire™ OS printing, Mopria® Print Service, Easy Photo Scan, Scan to Cloud ⁴	Display	9.0" color touchscreen
COPY		Temperature	Operating: 50 ° to 95 ° F (10 ° to 35 ° C) Storage: -4 ° to 104 ° F (-20 ° to 40 ° C)
Copy Speed Flatbed¹¹	100 ISO ppm (black/color)	Relative Humidity	Operating: 15 – 85% Storage: 5 – 85% (no condensation)
Copy Speed ADF¹¹	100 ISO ppm (simplex)	Noise Level	Less than 75 dB
Copy Quantity	1 – 999	Rated Voltage	AC 100 – 120 V
Maximum Copy Size	13" x 19"	Rated Frequency	50 – 60 Hz
Copy Resolution (dpi)	Maximum 600 x 1200 Document Table (input): text 300 x 600, text and image 300 x 600, text and image (best) 600 x 600, photo 300 x 600 Document Table (output): text 600 x 600, text and image 600 x 600, text and image (best) 600 x 600, photo 600 x 1200 ADF (input): text 300 x 400, text and image 300 x 400, text and image (best) 600 x 600, photo 300 x 400 ADF (output): text 600 x 600, text and image 600 x 600, text and image (best) 600 x 600, photo 600 x 1200	Rated Current	9.0 – 4.5 A
Copy Features	Automatic 1-sided to 2-sided, Fit to Page, Automatic Reduction and Enlargement (25 – 400%), ID Copy, Adjustable Copy Density, Collate 100 sheets, 1-sided to 2-sided, 2-sided to 1-sided, 2-sided to 2-sided, Adjustments — Density, Contrast, Color, Sharpness, Text Enhancement, Mixed Size Originals	Power Consumption (Approximate)	Standalone Copy Printing: 180 W Ready Mode: 77 W Sleep Mode: 1.1 W Maximum Power Consumption: 320 W
SCAN		Country of Origin	Indonesia
Scanner Type	Color flatbed/Auto 2-sided ADF	Weight and Dimensions (W x D x H)	Printer: 26.5" x 29.8" x 48.5" Weight: 394.6 lb (printer), 410.3 lb (printer with supplies) Optional Bridge Unit: 19.1" x 26.3" x 40.9" Weight: 136.7 lb Optional Professional Finisher: 26.8" x 26.3" x 41.8" Weight: 91.7 lb Optional High-capacity Input Tray: 12.6" x 24.4" x 19.8" Weight: 60.2 lb
Optical Resolution	1200 dpi	What's in the Box	WorkForce Enterprise WF-C20590 MFP, instruction booklet, power cord, 5x DURABrite Pro Ink cartridges (2x Black ink cartridge and 3x color ink cartridges: 1x Cyan, 1x Magenta, 1x Yellow)
Hardware Resolution	1200 x 2400 dpi	Software Available¹¹	Epson printer driver, PCL 5 driver emulation; PCL 6 driver emulation; Adobe® PostScript® 3™, Document Capture Pro
Maximum Resolution	9600 dpi interpolated	Warranty	90-day limited warranty; additional service options available through your reseller
Scanner Speed³	ADF Simplex 60 ipm/Duplex 110 ipm	INK	
Maximum Scan Bed Size	11.7" x 17"	Ink Type	DURABrite Pro pigment ink
Scan Features	Scan to PC (USB and network), Scan to Cloud ⁴ ; Scan to Email (SSL), Network Folder, LDAP Support, Scan to Memory Card/Flash Drive, Scan to PDF, Remove Shadows/Punch Holes, Density Adjustment	Ink Cartridges	5x individual ink cartridges (1x Cyan, 1x Magenta, 1x Yellow and 2x Black)
FAX		Fade Resistance/Print Longevity¹²	Up to 84 years
Type	Walk-up black-and-white and color	Replacement Ink Cartridges¹	T858 High-capacity Ink Cartridges — Black, Cyan, Magenta, Yellow (Yield, ISO pages — Black: 50,000, Color: 50,000)
Modem	Up to 33.6 Kbps	ECO FEATURES	
Receive Memory	6MB	Uses up to 50% less power than color laser printers ¹ Save up to 50% of your paper supply with automatic, 2-sided printing ENERGY STAR® qualified RoHS compliant Recyclable product ¹³ Epson America, Inc. is a SmartWay® Transport Partner ¹⁴	
Transmission Paper Size	Flatbed: A5, Half Letter, B5, Letter, A4, Legal, B4, A3, 11" x 17" ADF: A5, B5, Letter, A4, Legal, B4, A3, 11" x 17"	ORDERING INFORMATION	
Receiving Paper Size	A5, Half Letter, B5, Letter, A4, Legal, B4, A3, 11" x 17"	WorkForce Enterprise WF-C20590	C11CE47201
Speed Dial Numbers	Up to 2,000	Optional Professional Finisher with Bridge Unit	C12C933021
Fax Features	Send/Receive/Fax to Email/Fax to Folder, Inbox, Password Delayed Send, Sharpness, Copy Ratio	Optional High-capacity Input Tray	C12C933331
AUTO DOCUMENT FEEDER		Optional Cassette Lock	C12C933231
Support Paper Thickness	52 – 160 g/m2, 16 lb – 40 lb		
Paper Capacity/Number of Originals	150 sheets, 80 g/m2, 21 lb		
Automatic 2-sided Scan/Copy/Fax	Yes		
CONNECTIVITY			
Standard Connectivity	SuperSpeed USB 3.0 Wireless ⁶ Wi-Fi Direct ⁹ Ethernet — 1000Base-T/100Base-TX/10Base-T NFC ⁸		
Operating Systems	Windows 10, Windows 8, 8.1 (32-bit, 64-bit), Windows 7 (32-bit, 64-bit), Windows Vista® (32-bit, 64-bit), Windows XP SP3 (32-bit), Windows XP Professional x64 Edition, Windows Server® 2003 SP2 ⁹ – Windows Server 2016 ⁹ , Mac OS® X 10.6.8 – macOS™ 10.12.x ¹⁰		

Specifications and terms are subject to change without notice.



Epson Business Solutions

Epson is a leading provider of innovative technology solutions that help businesses succeed.

We partner with you to best meet your specific needs, focusing on:

- Improved productivity
- World-class customer service and support
- Cost-effective, high-quality solutions
- A commitment to the environment

Discover how Epson can help you work toward the future. www.epson.com/forbusiness

† Black and color print speeds are measured in accordance with ISO/IEC 24734. Actual print times will vary based on system configuration, software, and page complexity. For more information, visit www.epson.com/printspeed | †† Black and color copy speeds are determined in accordance with ISO/IEC 29183. Actual copy times will vary based on system configuration and page complexity. For more information, visit www.epson.com/copyspeed | * Replacement cartridge yields are based on ISO/IEC 24711 tests in Default Mode printing continuously. Cartridge yields vary considerably for reasons including images printed, print settings, temperature and humidity. Yields may be lower when printing infrequently or predominantly with one ink color. All ink colors are used for printing and printer maintenance, and all colors have to be installed for printing. For print quality, part of the ink from the included cartridges is used for printer startup and a variable amount of ink remains in the cartridges after the "replace cartridge" signal. For more information, visit www.epson.com/inkinfo | 1 Compared to best-selling A3 color MFPs with MSRP of \$41,000 or less. Competitive data gathered from manufacturer websites and third-party industry sources as of Nov. 2016. | 2 With optional high-capacity input; 2,350-page capacity standard. | 3 Based on 200 dpi, letter-size, in Black-and-White or Color. | 4 Requires an Internet connection, a free Epson Connect account and a destination email address or cloud storage account. For a list of supported cloud services, visit www.epson.com/connect | 5 Most features require an Internet connection to the printer, as well as an Internet- and/or email-enabled device. For a list of Epson Connect enabled printers and compatible devices and apps, visit www.epson.com/connect | 6 Wi-Fi CERTIFIED™; level of performance subject to the range of the router being used. Wi-Fi Direct® may require printer software. | 7 Not all media types are supported for PCL printing. | 8 NFC requires use of a device that includes NFC, and may require additional software. | 9 Only printing and scanning are supported under Windows Server OS. | 10 Some applications and/or functions may not be supported under Mac OS X®. | 11 Internet access is required to install OS X drivers and software. | 12 Display permanence based on accelerated testing of prints displayed under glass in indoor display conditions; album permanence based on accelerated testing of prints in dark storage conditions. Actual print stability will vary according to media, printed image, display conditions, light intensity, temperature, humidity and atmospheric conditions. Epson does not guarantee the longevity of prints. For maximum print life, display all prints under glass or UV filter or properly store them. | 13 For convenient and reasonable recycling options, visit www.epson.com/recycle | 14 SmartWay is an innovative partnership of the U.S. Environmental Protection Agency that reduces greenhouse gases and other air pollutants and improves fuel efficiency.

Epson America, Inc.
3840 Kilroy Airport Way, Long Beach, CA 90806

Epson Canada Limited
185 Renfrew Drive, Markham, Ontario L3R 6G3

www.epson.com
www.epson.ca

 Better Products for a Better Future
eco.epson.com

EPSON, DURABrite, PrecisionCore and WorkForce are registered trademarks, EPSON Exceed Your Vision is a registered logomark and Better Products for a Better Future, Epson Connect and Epson iPrint are trademarks of Seiko Epson Corporation. Mac, Mac OS and OS X are trademarks of Apple Inc., registered in the U.S. and other countries. macOS is a trademark of Apple Inc. Android and Google Cloud Print are trademarks of Google Inc. Windows, Windows Server and Windows Vista are either registered trademarks or trademarks of Microsoft Corporation in the United States and/or other countries. Wi-Fi Direct® is a registered trademark and Wi-Fi CERTIFIED™ is a trademark of Wi-Fi Alliance®. All other product and brand names are trademarks and/or registered trademarks of their respective companies. Epson disclaims any and all rights in these marks. Copyright 2017 Epson America, Inc. CPD-53458 3/17